

BRINGING PHYSED



HOME

THE HOME SCHOOL CONNECTION

Getting parents engaged in their children's education can be beneficial for everyone.

- ▶ "Children from diverse cultural backgrounds tend to do better when parents and professionals work together to bridge the gap between the culture at home and the culture in school"

*By G. Olsen|M.L. Fuller
Pearson Allyn Bacon Prentice Hall*



HOW ARE YOU VIEWED BY PARENTS?

Every day we are faced with preconceived notions and wrong ideas about what we do and who we are.

When you first arrived at your school or site, how were you viewed by parents, other teachers, and the community?



BRINGING PHYSYSED HOME

PERCEPTION

PERCEPTION



What my friends think I do.



What my mom thinks I do.



What society thinks I do.



What admin thinks I do.



What parents think I do.



What I'll never actually do.

BRINGING PHYSED HOME

REALITY

REALITY



What my friends know I do.



What my mom knows I do.



What society knows I do.



What admin knows I do.



What parents know I do.



What I always do.

So how do we bridge

the gap?



THE FOUR "I" WORDS OF CONNECTION

INFORM


INSTRUCT

INCLUDE

IMPRESS

INFORM : The first thing to remember when beginning to bridge the gap is inform. Informing parents of what you're doing, when you're doing it and how you are doing it, is the first and easiest way to bridge the gap between a child's school day and home life.

SOCIAL MEDIA



NEWSLETTERS

WEBSITES



INFORM : NEWSLETTERS


Newsletters are an excellent way to increase parental knowledge of your physed program.



SAMPLE NEWSLETTERS I HAVE WRITTEN

INFORM : The first thing to remember when beginning to bridge the gap is inform. Informing parents of what you're doing, when you're doing it and how you are doing it, is the first and easiest way to bridge the gap between a child's school day and home life.

SOCIAL MEDIA



NEWSLETTERS

WEBSITES




INFORM : SHAMELESS PLUG



WEBSITES

WWW.MRWILLPE.WEEBLY.COM
WWW.SERENDIPITYSCHOOL.COM



SOCIAL MEDIA

FACEBOOK: WWW.FACEBOOK.COM/MRWILLPE

TWITTER: @MRWILLPE

INSTAGRAM: @MRWILLPE

THE FOUR "I" WORDS OF CONNECTION

INFORM


INSTRUCT

INCLUDE

IMPRESS

INSTRUCT : Once you have parents informed about what you are doing in class it is important to educate parents on what quality physical education is and how you are learning and growing as a professional.

DESIGN AND CREATE INFO BOARDS



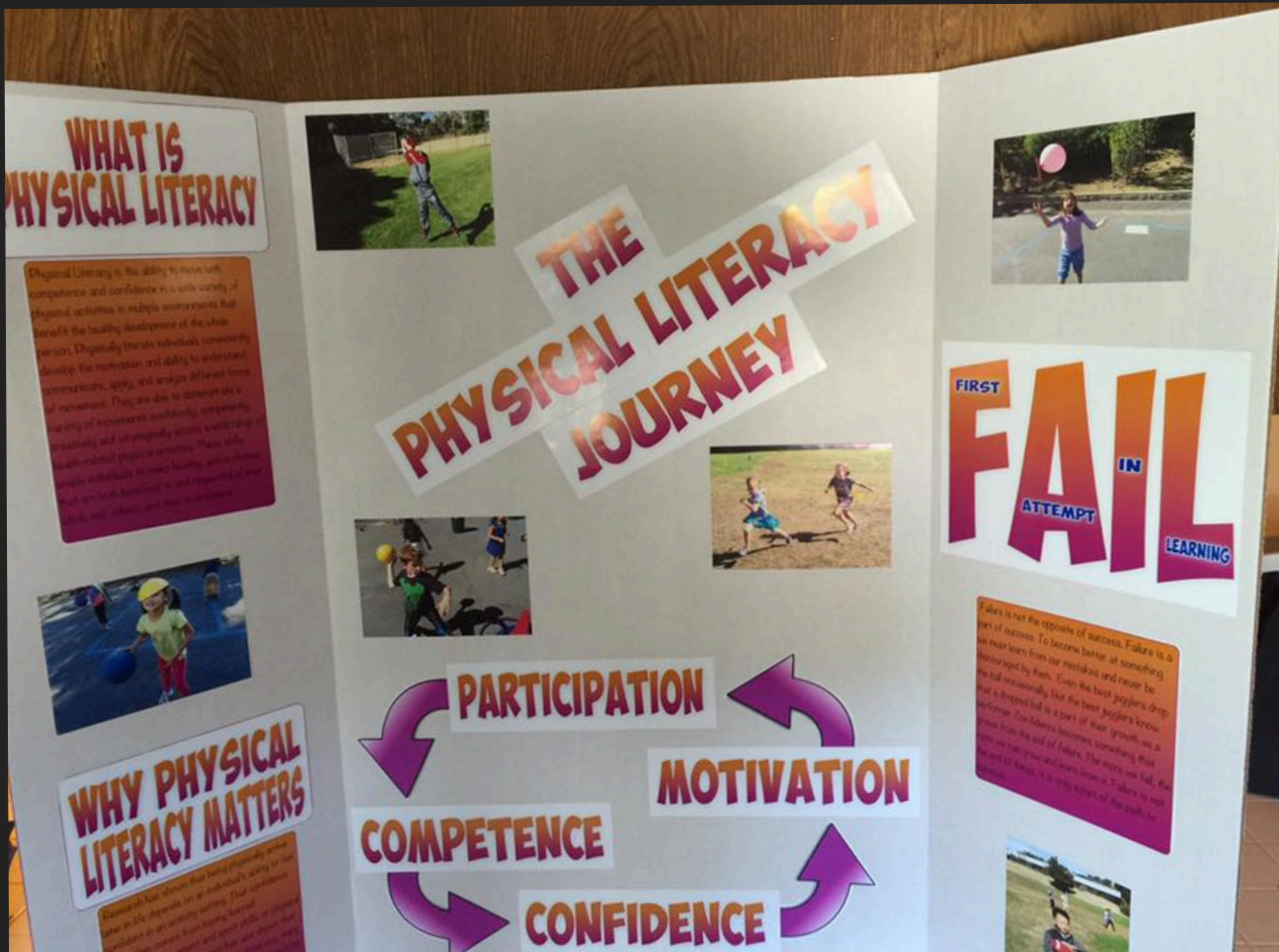
PARTICIPATE IN OPEN HOUSE

HAVE CONVERSATIONS WITH PARENTS



INSTRUCT : Info boards or bulletin boards are a great way to convey messages to parents and students. Info boards can be about anything and if done with

some forethought can last for years. Always make sure to display info boards, where you know parents will see them.



**PHYSICAL LITERACY
INFO BOARD**

THE FOUR "I" WORDS OF CONNECTION

INFORM

INSTRUCT

INCLUDE

IMPRESS

INCLUDE : Including parents in your physed program is scary, nerve racking, and stressful. It is all of those things. It is also the best way to get parents to see and know what you are doing every day. Whatever way you chose to include parents is up to you. The way I do it is with an annual

**BRING YOUR PARENTS
TO PE WEEK**


INCLUDE : **BRING YOUR PARENTS TO PE WEEK**

Bring Your Parents to PE is a week long event that I started doing in 2006. My desire was to help bring attention to the physical education program at my school. To me it is the most effective way to include parents in your PE program.




INCLUDE: BRING YOUR PARENTS TO PE WEEK

It Starts with Promotion.



FLIERS & SCHEDULE

SOCIAL MEDIA



EMAIL REMINDERS



Be Creative, Consistent and Persistent.




iMOVIE TRAILER

INCLUDE : **BRING YOUR PARENTS TO PE WEEK**



Here is a sample trailer that I created for this year's Bring Your Parents to PE Event at Serendipity School



INCLUDE : BRING YOUR PARENTS TO PE WEEK

Next comes the event. I make sure to always include four things.

- ▶ A Teambuilding/Group Challenge
- ▶ A Fitness Game/Activity
- ▶ A Dance
- ▶ A Cross Curricular Activity



INCLUDE : BRING YOUR PARENTS TO PE WEEK



During the event remember to...

- ▶ Keep it Safe
- ▶ Keep it Fun
- ▶ Model Best Practices
- ▶ Take Lots of Pictures and Video

INCLUDE : BRING YOUR PARENTS TO PE WEEK



Don't Forget to Invite

- ▶ Classroom Teachers
- ▶ Administrators
- ▶ Your Family
- ▶ Special Friends/
Grandparents



INCLUDE : **BRING YOUR PARENTS TO PE WEEK**

Advice for after the event.

- ▶ Say Thank You
- ▶ Send a Thank You Email to Participants
- ▶ Create a Slideshow to Post and Promote Future Events
- ▶ Share Your Success with Other Professionals



THE FOUR "I" WORDS OF CONNECTION

INFORM

INSTRUCT

INCLUDE

IMPRESS

IMPRESS : The final “I” word, impress. Strive to leave an impression with parents. Create lasting memories that they will cherish, and give parents digital and physical take aways that they can see, keep and save for the future.

RUBRIC BOARD PLAYING CARDS



STUDENT OF THE WEEK PHOTOS

END OF THE YEAR SLIDESHOW VIDEO



IMPRESS : RUBRIC BOARD PLAYING CARDS

Stephanie Sandino inspired me to create these at EPEW this year. She gave them to presenters. I took the idea and created one for every student. They are magnetic and at the end of the year I will be giving them to my students as keepsakes.



IMPRESS : The final “I” word, impress. Strive to leave an impression with parents. Create lasting memories that they will cherish, and give parents digital and physical take aways that they can see, keep and save for the future.

RUBRIC BOARD PLAYING CARDS



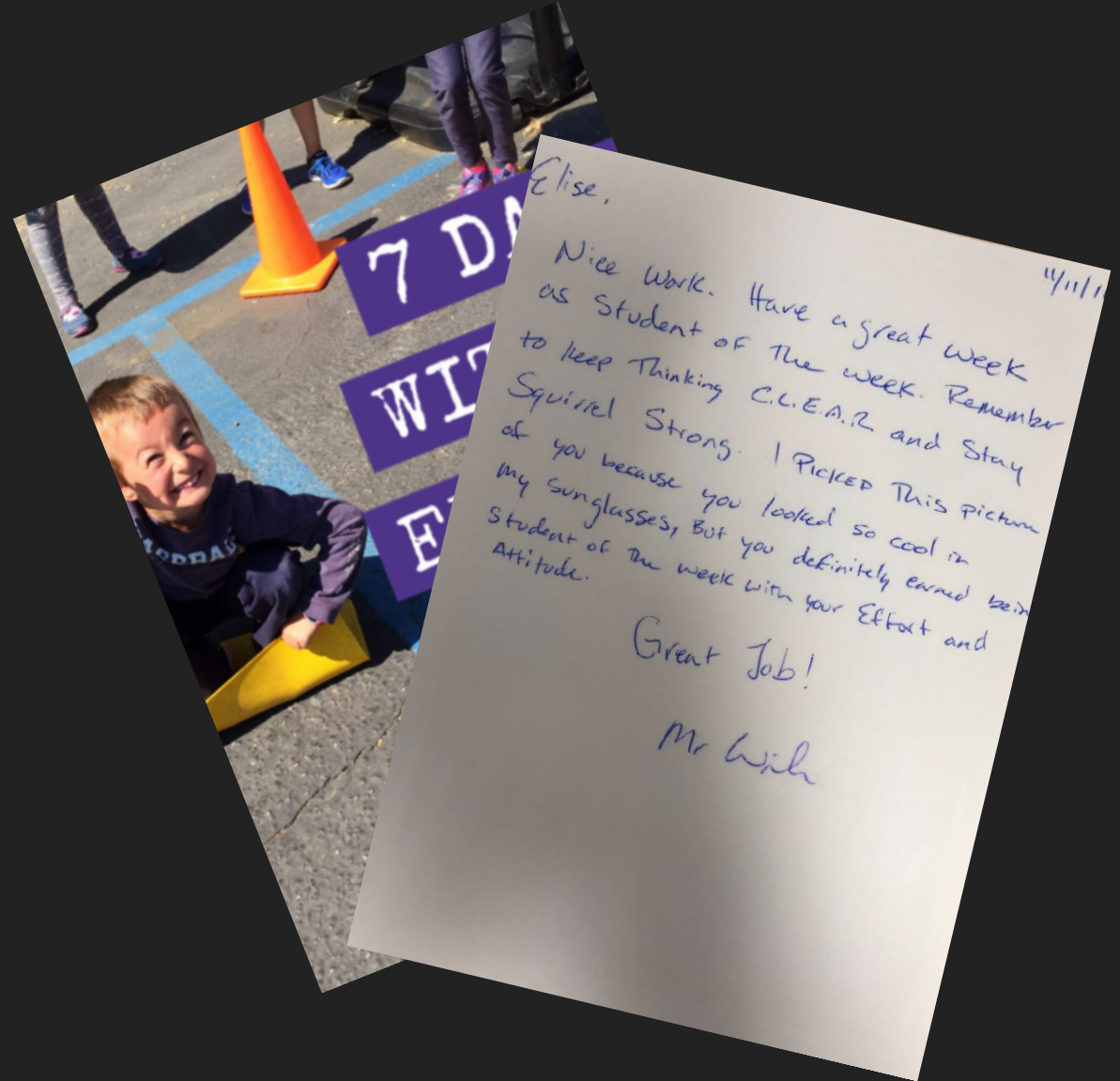
STUDENT OF THE WEEK PHOTOS

END OF THE YEAR SLIDESHOW VIDEO



IMPRESS : STUDENT OF THE WEEK PHOTOS

Each week I pick a student to be student of the week. That student gets a high five and a picture of themselves. On the back of the picture I will always write a note congratulating and encouraging them to keep up the good work.



IMPRESS : The final “I” word, impress. Strive to leave an impression with parents. Create lasting memories that they will cherish, and give parents digital and physical take aways that they can see, keep and save for the future.

RUBRIC BOARD PLAYING CARDS




STUDENT OF THE WEEK PHOTOS

END OF THE YEAR SLIDESHOW VIDEO



IMPRESS : **END OF THE YEAR SLIDESHOW**

Another Open House item is the end of the year slideshow. I usually will premiere it at open house then post it online after for all to see and enjoy.



THE FOUR "I" WORDS OF CONNECTION

INFORM

INSTRUCT

INCLUDE

IMPRESS

HOW ARE YOU VIEWED BY PARENTS?

When you first arrived at your school or site, how were you viewed by parents, other teachers, and the community?

If you did some or all of these things would you be viewed differently? Would you achieve more support from colleagues, administration, the community?

IT TAKES WORK





IT TAKES WORK

But It's Worth It

**“THERE ARE NO SHORTCUTS TO
ANY PLACE WORTH GOING.”**

— BEVERLY SILLS

THANK YOU FOR BEING A PART OF #ESPECHAT2016 & #PHYSEDSUMMIT

Stay connected to me, let me know how your event goes, and tell me if you have any new ideas that can make it better.

WEBSITE

WWW.MRWILLPE.WEEBLY.COM

SOCIAL MEDIA

FACEBOOK: WWW.FACEBOOK.COM/MRWILLPE

TWITTER: @MRWILLPE

INSTAGRAM: @MRWILLPE

BRINGING PHYSED



HOME